


### Ordering Example

ACE-SLAB \_\_\_\_\_  
 Material Type \_\_\_\_\_  
 Material Thickness 12.5 mm \_\_\_\_\_  
 Customers Specific Dimension/Shape \_\_\_\_\_  
 (F-Number is assigned by ACE)

SL-170-12-Fxxxx

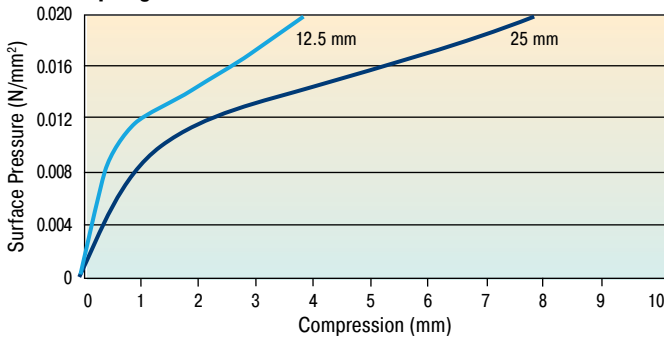


### Recommendation for Elastic Bearing

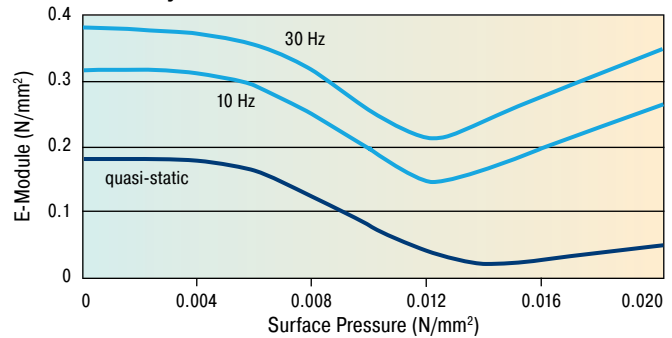
Static application range (static loads): 0 to 0.011 N/mm<sup>2</sup>  
 Dynamic range (static and dynamic loads): 0 to 0.016 N/mm<sup>2</sup>  
 Peak loads (rare, brief loads): up to 0.5 N/mm<sup>2</sup>

## Characteristics

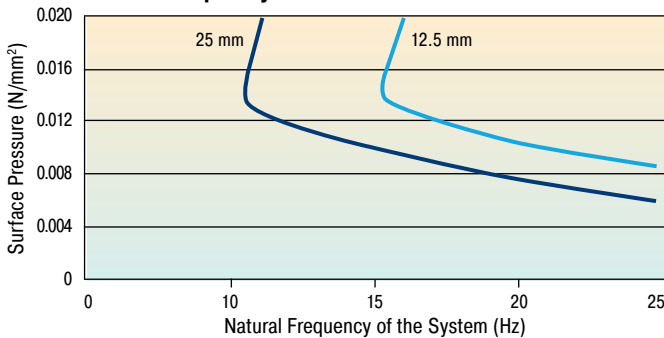
### Spring Characteristics<sup>1</sup>



### Elasticity Module<sup>2</sup>



### Natural Frequency<sup>3</sup>



<sup>1</sup> Quasi-static spring characteristic with a load speed of 0.0011 N/mm<sup>2</sup>/s

Tests between the level and plane-parallel steel plates, recording the 3rd load, testing at room temperature, form factor q = 3

<sup>2</sup> Load-dependence of static and dynamic E-modules

Quasi-static E-module as a tangent module from the spring characteristic. Dynamic E-module from the sinus-shaped stimulation with a vibration wave of 100 dBv re.

5 · 10<sup>-8</sup> m/s (corresponding with a vibration width of 0.22 mm at 10 Hz and 0.08 mm at 30 Hz). Measurement based on DIN 53513, form factor q = 3

<sup>3</sup> Natural frequencies of a vibration-capable system with a degree of freedom, consisting of a rigid mass and an elastic bearing made of SL-170 on a rigid base, form factor q = 3

## Technical Data

**Characteristics:** Elastic PUR material with spring/absorber properties

**Delivery form:** Thickness: 12.5 mm and 25 mm. Rolls: 1.5 m wide and 5.0 m long. Strips: max. 1.5 m wide, 5 m long. Other dimensions (also thickness), colours, shapes and cut-out parts upon request.

**Material:** Mixed-cell polyetherurethane

**Standard colour:** Yellow

### Physical Characteristics


		Test Procedure	Comment
Density	170 kg/m <sup>3</sup>		
Mechanical loss factor	η = 0.25	DIN 53513*	dependent on frequency, load and amplitude
Impact resilience	45 %	DIN 53573	
Static modulus of rigidity	0.03 N/mm <sup>2</sup>	DIN ISO 1827*	with preload of 0.011 N/mm <sup>2</sup>
Dynamic modulus of rigidity	0.10 N/mm <sup>2</sup>	DIN ISO 1827*	with preload of 0.011 N/mm <sup>2</sup> , 10 Hz
Tensile strength	0.3 N/mm <sup>2</sup>	EN ISO 527-3/5/100*	minimum value
Elongation at break	300 %	EN ISO 527-3/5/100*	minimum value
Friction value (steel)	μ <sub>s</sub> = 0.5		dry
Friction value (concrete)	μ <sub>B</sub> = 0.7		dry
Abrasion	1400 mm <sup>3</sup>	DIN 53516	2.5 N load, lower membrane

\* Measurement based on the respective norm

### Ordering Example

ACE-SLAB \_\_\_\_\_  
 Material Type \_\_\_\_\_  
 Material Thickness 12.5 mm \_\_\_\_\_  
 Customers Specific Dimension/Shape \_\_\_\_\_  
 (F-Number is assigned by ACE)

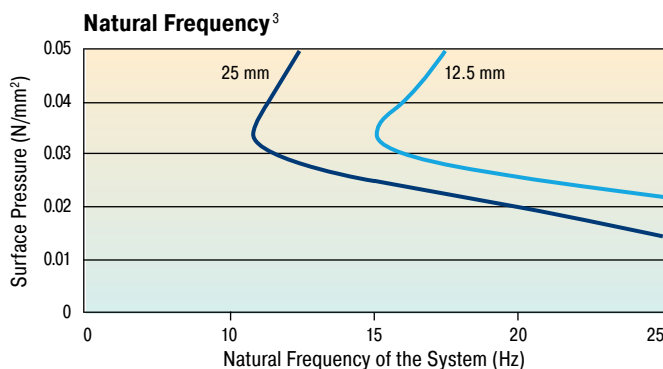
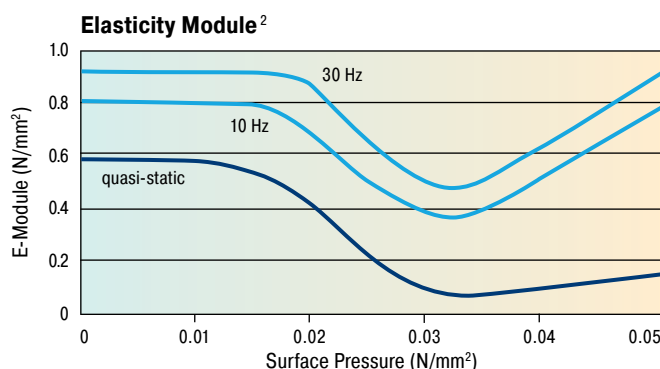
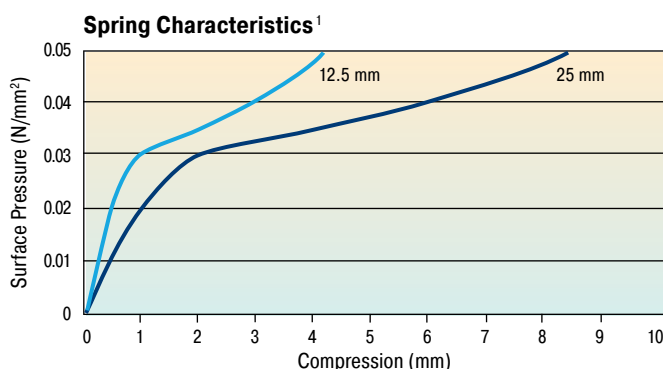
**SL-210-12-Fxxxx**



### Recommendation for Elastic Bearing

Static application range (static loads): 0 to 0.028 N/mm<sup>2</sup>  
 Dynamic range (static and dynamic loads): 0 to 0.042 N/mm<sup>2</sup>  
 Peak loads (rare, brief loads): up to 1.0 N/mm<sup>2</sup>

## Characteristics



<sup>1</sup> Quasi-static spring characteristic with a load speed of 0.0028 N/mm<sup>2</sup>/s  
 Tests between the level and plane-parallel steel plates, recording the 3rd load, testing at room temperature, form factor q = 3

<sup>2</sup> Load-dependence of static and dynamic E-modules  
 Quasi-static E-module as a tangent module from the spring characteristic. Dynamic E-module from the sinus-shaped stimulation with a vibration wave of 100 dBv re. 5 · 10<sup>-8</sup> m/s (corresponding with a vibration width of 0.22 mm at 10 Hz and 0.08 mm at 30 Hz). Measurement based on DIN 53513, form factor q = 3

<sup>3</sup> Natural frequencies of a vibration-capable system with a degree of freedom, consisting of a rigid mass and an elastic bearing made of SL-210 on a rigid base, form factor q = 3

## Technical Data

**Characteristics:** Elastic PUR material with spring/absorber properties

**Delivery form:** Thickness: 12.5 mm and 25 mm. Rolls: 1.5 m wide and 5.0 m long. Strips: max. 1.5 m wide, 5 m long. Other dimensions (also thickness), colours, shapes and cut-out parts upon request.

**Material:** Mixed-cell polyetherurethane

**Standard colour:** Blue

### Physical Characteristics


		Test Procedure	Comment
Density	210 kg/m <sup>3</sup>		
Mechanical loss factor	η = 0.21	DIN 53513*	dependent on frequency, load and amplitude
Impact resilience	45 %	DIN 53573	
Static modulus of rigidity	0.07 N/mm <sup>2</sup>	DIN ISO 1827*	with preload of 0.028 N/mm <sup>2</sup>
Dynamic modulus of rigidity	0.15 N/mm <sup>2</sup>	DIN ISO 1827*	with preload of 0.028 N/mm <sup>2</sup> , 10 Hz
Tensile strength	0,4 N/mm <sup>2</sup>	EN ISO 527-3/5/100*	minimum value
Elongation at break	250 %	EN ISO 527-3/5/100*	minimum value
Friction value (steel)	μ <sub>s</sub> = 0.5		dry
Friction value (concrete)	μ <sub>B</sub> = 0.7		dry
Abrasion	1300 mm <sup>3</sup>	DIN 53516	5 N load, lower membrane

\* Measurement based on the respective norm

### Ordering Example

ACE-SLAB \_\_\_\_\_  
 Material Type \_\_\_\_\_  
 Material Thickness 12.5 mm \_\_\_\_\_  
 Customers Specific Dimension/Shape \_\_\_\_\_  
 (F-Number is assigned by ACE)

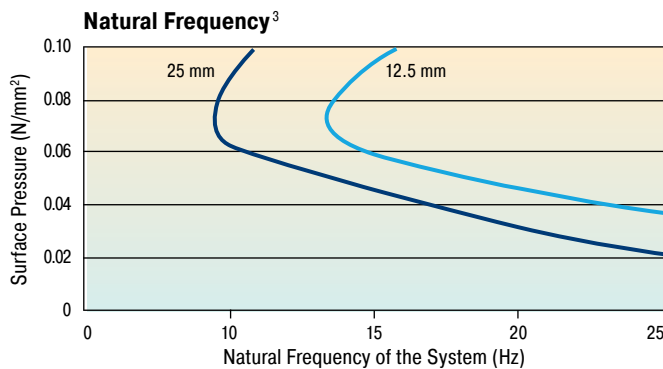
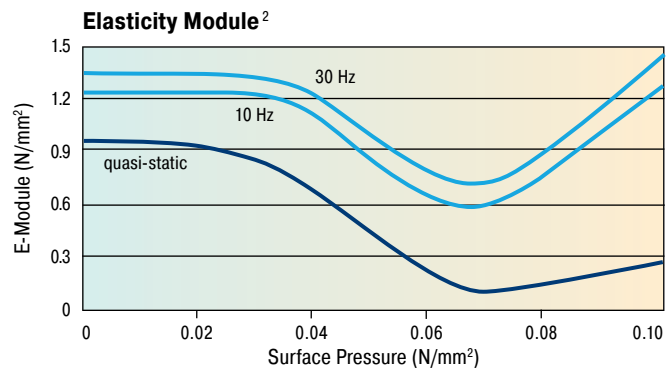
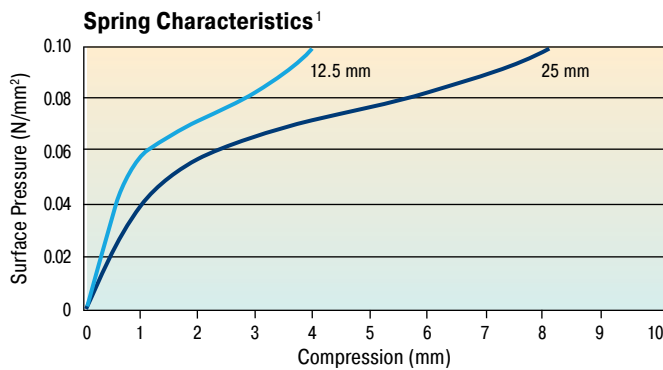
**SL-275-12-Fxxxx**



### Recommendation for Elastic Bearing

Static application range (static loads): 0 to 0.055 N/mm<sup>2</sup>  
 Dynamic range (static and dynamic loads): 0 to 0.085 N/mm<sup>2</sup>  
 Peak loads (rare, brief loads): up to 2.0 N/mm<sup>2</sup>

## Characteristics



<sup>1</sup> Quasi-static spring characteristic with a load speed of 0.0055 N/mm<sup>2</sup>/s  
 Tests between the level and plane-parallel steel plates, recording the 3rd load, testing at room temperature, form factor q = 3

<sup>2</sup> Load-dependence of static and dynamic E-modules  
 Quasi-static E-module as a tangent module from the spring characteristic. Dynamic E-module from the sinus-shaped stimulation with a vibration wave of 100 dBv re. 5 · 10<sup>-8</sup> m/s (corresponding with a vibration width of 0.22 mm at 10 Hz and 0.08 mm at 30 Hz). Measurement based on DIN 53513, form factor q = 3

<sup>3</sup> Natural frequencies of a vibration-capable system with a degree of freedom, consisting of a rigid mass and an elastic bearing made of SL-275 on a rigid base, form factor q = 3

## Technical Data

**Characteristics:** Elastic PUR material with spring/absorber properties

**Delivery form:** Thickness: 12.5 mm and 25 mm. Rolls: 1.5 m wide and 5.0 m long. Strips: max. 1.5 m wide, 5 m long. Other dimensions (also thickness), colours, shapes and cut-out parts upon request.

**Material:** Mixed-cell polyetherurethane

**Standard colour:** Green

### Physical Characteristics

		Test Procedure	Comment
Density	275 kg/m <sup>3</sup>		
Mechanical loss factor	η = 0.17	DIN 53513*	dependent on frequency, load and amplitude
Impact resilience	55 %	DIN 53573	
Static modulus of rigidity	0.13 N/mm <sup>2</sup>	DIN ISO 1827*	with preload of 0.055 N/mm <sup>2</sup>
Dynamic modulus of rigidity	0.26 N/mm <sup>2</sup>	DIN ISO 1827*	with preload of 0.055 N/mm <sup>2</sup> , 10 Hz
Tensile strength	0,6 N/mm <sup>2</sup>	EN ISO 527-3/5/100*	minimum value
Elongation at break	250 %	EN ISO 527-3/5/100*	minimum value
Friction value (steel)	μ <sub>s</sub> = 0.5		dry
Friction value (concrete)	μ <sub>B</sub> = 0.7		dry
Abrasion	1100 mm <sup>3</sup>	DIN 53516	7.5 N load, lower membrane

\* Measurement based on the respective norm

### Ordering Example

ACE-SLAB \_\_\_\_\_  
 Material Type \_\_\_\_\_  
 Material Thickness 12.5 mm \_\_\_\_\_  
 Customers Specific Dimension/Shape \_\_\_\_\_  
 (F-Number is assigned by ACE)

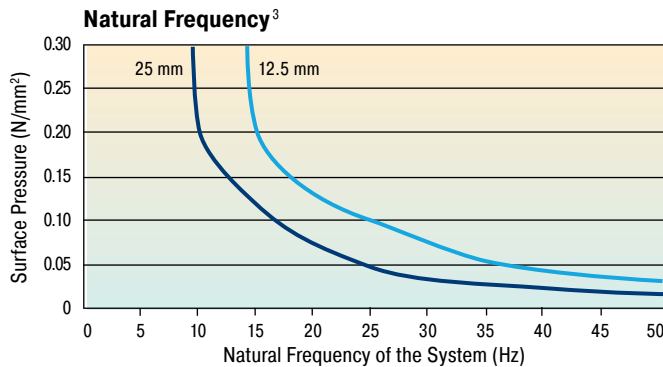
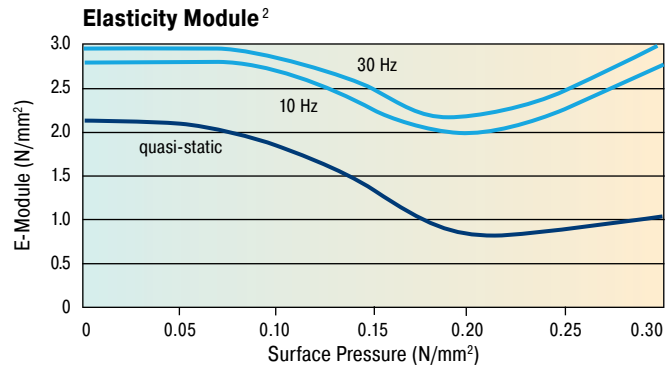
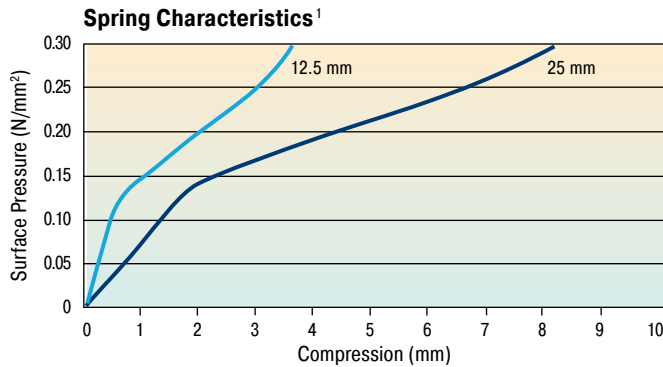
**SL-450-12-Fxxxx**



### Recommendation for Elastic Bearing

Static application range (static loads): 0 to 0.15 N/mm<sup>2</sup>  
 Dynamic range (static and dynamic loads): 0 to 0.25 N/mm<sup>2</sup>  
 Peak loads (rare, brief loads): up to 2.0 N/mm<sup>2</sup>

## Characteristics



<sup>1</sup> Quasi-static spring characteristic with a load speed of 0.015 N/mm<sup>2</sup>/s  
 Tests between the level and plane-parallel steel plates, recording the 3rd load, testing at room temperature, form factor q = 3

<sup>2</sup> Load-dependence of static and dynamic E-modules  
 Quasi-static E-module as a tangent module from the spring characteristic. Dynamic E-module from the sinus-shaped stimulation with a vibration wave of 100 dBv re. 5 · 10<sup>-8</sup> m/s (corresponding with a vibration width of 0.22 mm at 10 Hz and 0.08 mm at 30 Hz). Measurement based on DIN 53513, form factor q = 3

<sup>3</sup> Natural frequencies of a vibration-capable system with a degree of freedom, consisting of a rigid mass and an elastic bearing made of SL-450 on a rigid base, form factor q = 3

## Technical Data

**Characteristics:** Elastic PUR material with spring/absorber properties

**Delivery form:** Thickness: 12.5 mm and 25 mm. Rolls: 1.5 m wide and 5.0 m long. Strips: max. 1.5 m wide, 5 m long. Other dimensions (also thickness), colours, shapes and cut-out parts upon request.

**Material:** Mixed-cell polyetherurethane

**Standard colour:** Black

### Physical Characteristics

		Test Procedure	Comment
Density	450 kg/m <sup>3</sup>		
Mechanical loss factor	η = 0.17	DIN 53513*	dependent on frequency, load and amplitude
Impact resilience	55 %	DIN 53573	
Static modulus of rigidity	0.48 N/mm <sup>2</sup>	DIN ISO 1827*	with preload of 0.15 N/mm <sup>2</sup>
Dynamic modulus of rigidity	0.76 N/mm <sup>2</sup>	DIN ISO 1827*	with preload of 0.15 N/mm <sup>2</sup> , 10 Hz
Tensile strength	1,5 N/mm <sup>2</sup>	EN ISO 527-3/5/100*	minimum value
Elongation at break	300 %	EN ISO 527-3/5/100*	minimum value
Friction value (steel)	μ <sub>s</sub> = 0.5		dry
Friction value (concrete)	μ <sub>B</sub> = 0.7		dry
Abrasion	1150 mm <sup>3</sup>	DIN 53516	10 N load, lower membrane

\* Measurement based on the respective norm

### Ordering Example

ACE-SLAB \_\_\_\_\_  
 Material Type \_\_\_\_\_  
 Material Thickness 12.5 mm \_\_\_\_\_  
 Customers Specific Dimension/Shape \_\_\_\_\_  
 (F-Number is assigned by ACE)

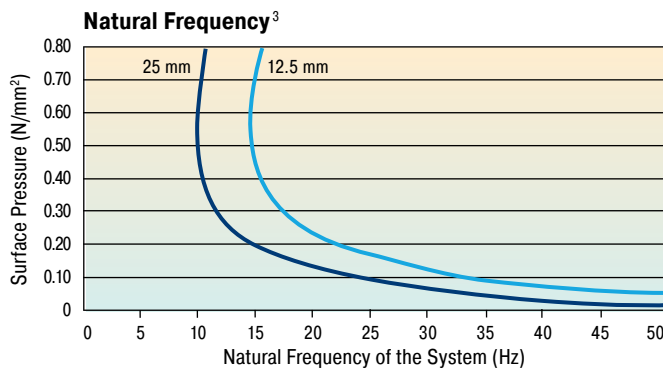
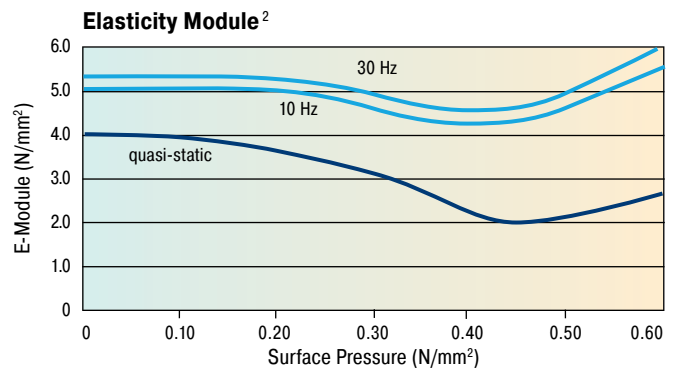
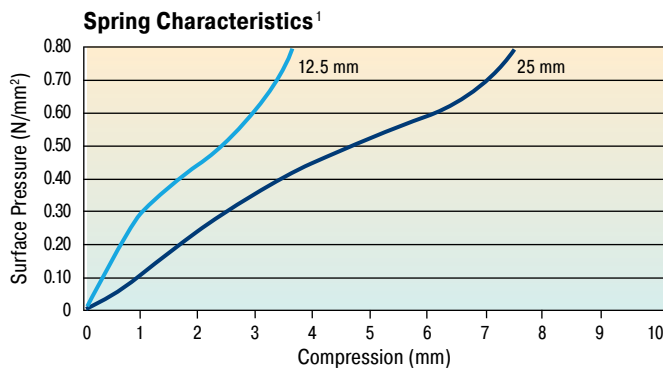
**SL-600-12-Fxxxx**



### Recommendation for Elastic Bearing

Static application range (static loads): 0 to 0.30 N/mm<sup>2</sup>  
 Dynamic range (static and dynamic loads): 0 to 0.45 N/mm<sup>2</sup>  
 Peak loads (rare, brief loads): up to 3.0 N/mm<sup>2</sup>

## Characteristics



<sup>1</sup> Quasi-static spring characteristic with a load speed of 0.03 N/mm<sup>2</sup>/s  
 Tests between the level and plane-parallel steel plates, recording the 3rd load, testing at room temperature, form factor q = 3

<sup>2</sup> Load-dependence of static and dynamic E-modules  
 Quasi-static E-module as a tangent module from the spring characteristic. Dynamic E-module from the sinus-shaped stimulation with a vibration wave of 100 dBv re. 5 · 10<sup>-8</sup> m/s (corresponding with a vibration width of 0.22 mm at 10 Hz and 0.08 mm at 30 Hz). Measurement based on DIN 53513, form factor q = 3

<sup>3</sup> Natural frequencies of a vibration-capable system with a degree of freedom, consisting of a rigid mass and an elastic bearing made of SL-600 on a rigid base, form factor q = 3

## Technical Data

**Characteristics:** Elastic PUR material with spring/absorber properties

**Delivery form:** Thickness: 12.5 mm and 25 mm. Rolls: 1.5 m wide and 5.0 m long. Strips: max. 1.5 m wide, 5 m long. Other dimensions (also thickness), colours, shapes and cut-out parts upon request.

**Material:** Mixed-cell polyetherurethane

**Standard colour:** Black

### Physical Characteristics

		Test Procedure	Comment
Density	600 kg/m <sup>3</sup>		
Mechanical loss factor	η = 0.12	DIN 53513*	dependent on frequency, load and amplitude
Impact resilience	60 %	DIN 53512	
Static modulus of rigidity	0.8 N/mm <sup>2</sup>	DIN ISO 1827*	with preload of 0.30 N/mm <sup>2</sup>
Dynamic modulus of rigidity	1.2 N/mm <sup>2</sup>	DIN ISO 1827*	with preload of 0.30 N/mm <sup>2</sup> , 10 Hz
Tensile strength	2 N/mm <sup>2</sup>	EN ISO 527-3/5/100*	minimum value
Elongation at break	300 %	EN ISO 527-3/5/100*	minimum value
Friction value (steel)	μ <sub>s</sub> = 0.5		dry
Friction value (concrete)	μ <sub>B</sub> = 0.7		dry
Abrasion	700 mm <sup>3</sup>	DIN 53516	10 N load, lower membrane

\* Measurement based on the respective norm

### Ordering Example

ACE-SLAB \_\_\_\_\_  
 Material Type \_\_\_\_\_  
 Material Thickness 12.5 mm \_\_\_\_\_  
 Customers Specific Dimension/Shape \_\_\_\_\_  
 (F-Number is assigned by ACE)

**SL-720-12-Fxxxx**

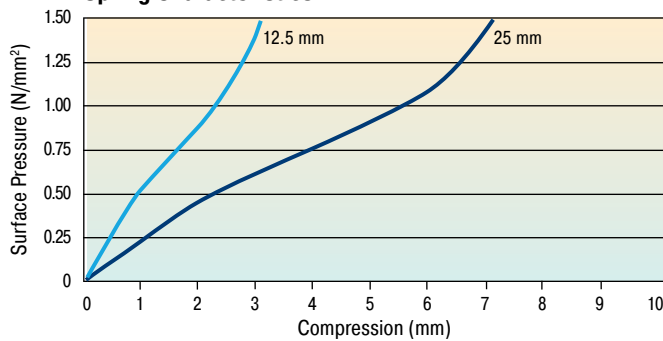


### Recommendation for Elastic Bearing

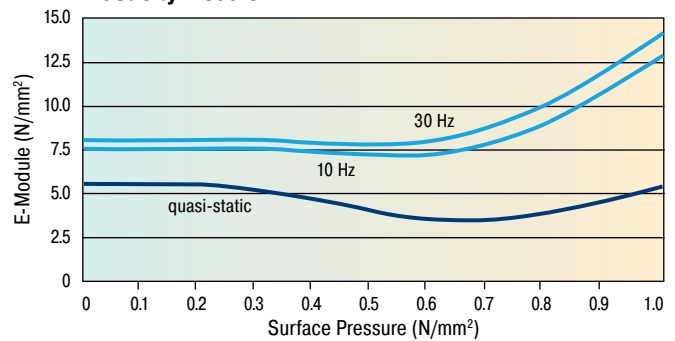
Static application range (static loads): 0 to 0.50 N/mm<sup>2</sup>  
 Dynamic range (static and dynamic loads): 0 to 0.75 N/mm<sup>2</sup>  
 Peak loads (rare, brief loads): up to 5.0 N/mm<sup>2</sup>

## Characteristics

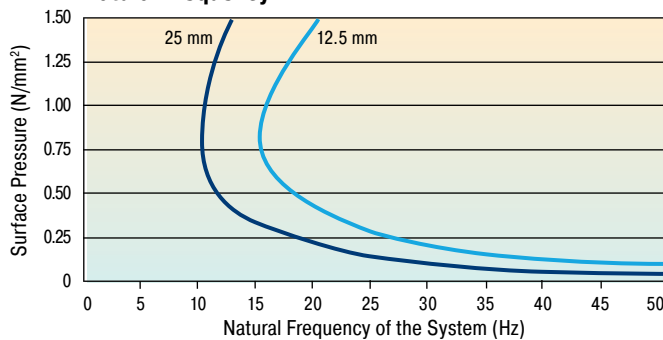
### Spring Characteristics<sup>1</sup>



### Elasticity Module<sup>2</sup>



### Natural Frequency<sup>3</sup>



<sup>1</sup> Quasi-static spring characteristic with a load speed of 0.05 N/mm<sup>2</sup>/s  
 Tests between the level and plane-parallel steel plates, recording the 3rd load, testing at room temperature, form factor q = 3

<sup>2</sup> Load-dependence of static and dynamic E-modules  
 Quasi-static E-module as a tangent module from the spring characteristic. Dynamic E-module from the sinus-shaped stimulation with a vibration wave of 100 dBv re. 5 · 10<sup>-8</sup> m/s (corresponding with a vibration width of 0.22 mm at 10 Hz and 0.08 mm at 30 Hz). Measurement based on DIN 53513, form factor q = 3

<sup>3</sup> Natural frequencies of a vibration-capable system with a degree of freedom, consisting of a rigid mass and an elastic bearing made of SL-720 on a rigid base, form factor q = 3

## Technical Data

**Characteristics:** Elastic PUR material with spring/absorber properties

**Delivery form:** Thickness: 12.5 mm and 25 mm. Rolls: 1.5 m wide and 5.0 m long. Strips: max. 1.5 m wide, 5 m long. Other dimensions (also thickness), colours, shapes and cut-out parts upon request.

**Material:** Mixed-cell polyetherurethane

**Standard colour:** Black

### Physical Characteristics

		Test Procedure	Comment
Density	720 kg/m <sup>3</sup>		
Mechanical loss factor	η = 0.12	DIN 53513*	dependent on frequency, load and amplitude
Impact resilience	60 %	DIN 53512	
Static modulus of rigidity	1 N/mm <sup>2</sup>	DIN ISO 1827*	with preload of 0.50 N/mm <sup>2</sup>
Dynamic modulus of rigidity	1.5 N/mm <sup>2</sup>	DIN ISO 1827*	with preload of 0.50 N/mm <sup>2</sup> , 10 Hz
Tensile strength	3 N/mm <sup>2</sup>	EN ISO 527-3/5/100*	minimum value
Elongation at break	300 %	EN ISO 527-3/5/100*	minimum value
Friction value (steel)	μ <sub>s</sub> = 0.5		dry
Friction value (concrete)	μ <sub>B</sub> = 0.7		dry
Abrasion	350 mm <sup>3</sup>	DIN 53516	10 N load, lower membrane

\* Measurement based on the respective norm